

## SPECIFICATIONS

<b>Model Number</b>	WF-M21000
<b>Noise Level</b> PC Printing/ Plain Paper Default <sup>6</sup>	7.5 B(A), 60 dB(A)
<b>Consumables</b>	<b>Page Yield*</b>
Black <sup>2</sup>	60,000 pages C13T04Q100
Maintenance Box	- C13T671300
Maintenance Roller (Main Unit)	- C12C935961
Maintenance Roller (Paper Cassette)	- C12C935941
Staple Cartridge for Staple Finisher	3 x 5,000 staples C12C935401
Staple Cartridge for Booklet Finisher	2 x 2,000 staples C12C935411
<b>Options</b>	<b>Order Code</b>
Finisher Bridge Unit / LX3FBU1	C12C935101
Staple Finisher / LX3SF1	C12C935501
Staple Finisher-P2 / LX3SF2	C12C938251
Booklet Finisher / LX3BF1	C12C935071
Saddle Unit / LX3SU1	C12C935821
2/4 Hole Punch Unit / LX3HPU1	C12C935171
2/3 Hole Punch Unit / LX3HPU2	C12C935181
High Capacity Tray / LXA3LPU1	C12C933041
EpsonNet 10/100/1000Base Tx Int.	C12C934471
Super G3 Multi Faxboard	C12C934491
Paper Cassette Lock (set of 4)	C12C933231
Optional Paper Guide	C12C935901
<b>Software Solutions</b>	
Epson Print Admin	7110574
Epson Print Admin Advanced Workflows	C12C938801
Epson Print Admin Serverless	7111310
Document Capture Pro Enhanced OCR	C12C938761
<b>Specs for Finisher Bridge Unit</b>	
Dimensions & Weight	366 x 573 x 632 mm, 38.0 kg
<b>Specs for Staple Finisher</b>	
Output Capacity	Stacker Tray: Up to 4,000 sheets <sup>3</sup> (A4, 80g/m <sup>2</sup> ), 1,500 sheets (duplex / A3, 80g/m <sup>2</sup> ), Tray 2 (for Fax output only): up to 200 sheets (A4, 80g/m <sup>2</sup> )
Finisher Functions	Shift Sorting, Staple
Staple Capability	up to 50 sheets <sup>7</sup> (60 - 90 g/m <sup>2</sup> )
Supported Paper Size for Staple	A5 - A3 / Legal / Letter
Supported Paper Weight	up to 250 g/m <sup>2</sup>
Staple Functions	3 positions (Corner / Opposite Corner / 2 points on side)
Maximum Power Consumption	170W
Dimensions & Weight	666 x 686 x 1,228 mm, 95.5 kg
<b>Specs for Staple Finisher-P2</b>	
Output Capacity	Stacker Tray: Up to 2,000 sheets (A4, 80g/m <sup>2</sup> ), 1,500 sheets (A3, 80g/m <sup>2</sup> )
Finisher Functions	Shift Sorting, Staple
Staple Capability	up to 50 sheets (60 - 90 g/m <sup>2</sup> )
Supported Paper Weight	up to 160 g/m <sup>2</sup>
Staple Functions	3 positions (Corner / Opposite Corner / 2 points on side)
<b>Specs for Booklet Finisher</b>	
Output Capacity	Stacker Tray: Up to 1,700 sheets <sup>3</sup> (A4, 80g/m <sup>2</sup> ), 1,500 sheets (duplex / A3, 80g/m <sup>2</sup> ), Tray 2 (for Fax output only): up to 200 sheets (80g/m <sup>2</sup> )
Finisher Functions	Shift Sorting, Staple
Staple Capability	up to 50 sheets <sup>7</sup> (60 - 90 g/m <sup>2</sup> )
Supported Paper Size for Staple	A5 - A3 / Legal / Letter
Supported Paper Weight	up to 250 g/m <sup>2</sup>
Staple Functions	3 positions (Corner / Opposite Corner / 2 points on side)
Dimensions & Weight	666 x 686 x 1,228 mm, 107.5 kg
<b>Specs for Saddle Unit</b>	
Output Capacity	Stacker Tray: Up to 7 booklets x 20 sheets (60 to 90 g/m <sup>2</sup> ) / 10 sheets (91 to 105 g/m <sup>2</sup> )
Finisher Functions	Fold, Saddle Stitch
Booklet Paper Size	A3, B4, A4, Legal, Letter, 8.5x13"
Supported Paper Weight	60 - 105 g/m <sup>2</sup>
Maximum Power Consumption	200W / 840W (with heater)
Dimensions & Weight	557 x 581 x 644 mm, 46.6 kg
<b>2/4 Hole Punch Unit</b>	
Supported Paper Size	A3, B4, A4, B5, Legal, Letter, 8.5x13"
Support Paper Weight	up to 250 g/m <sup>2</sup>
Number of Holes	2 or 4 holes, 80mm intervals
<b>2/3 Hole Punch Unit</b>	
Supported Paper Size	A3, B4, A4, B5, Legal, Letter, 8.5x13"
Support Paper Weight	up to 250 g/m <sup>2</sup>
Number of Holes	2 or 3 holes, 70mm intervals (U.S Specifications)
<b>Specs for High Capacity Tray</b>	
Input Capacity	Up to 3,000 sheets (80 g/m <sup>2</sup> )
Support Paper Weight	60 - 160 g/m <sup>2</sup>
Support Paper Size	A4, Letter
Maximum Power Consumption	21W or less
Dimensions & Weight	321 x 620 x 504 mm, 27.3 kg

### Disclaimers

\* Testing was commissioned by Epson to Keypoint Intelligence-Buyers Lab. Two comparison models were selected from colour laser multi-function printers in the 65-70 ppm class. Tests were conducted at the devices' default settings using Keypoint Intelligence-Buyers Lab standard energy consumption test methods. Calculations were based on a weekday workload of 2 x 4 hours printing + 16 hours in sleep/standby mode, and weekend energy use of 48 hours in sleep/standby mode. A total of 69 pages of workload test pattern .doc, .xls, .ppt, .html, and Outlook files were printed 6 times in each 4-hour printing period.

\*\* Testing was commissioned by Epson to Keypoint Intelligence-Buyers Lab, based on Epson WF-C20590. Two comparison models were selected from colour laser multi-function printers in the 65-70 ppm class. Calculations were based on the frequency and volume of consumables and replacement parts required to print 1 million pages (ISO/IEC 24712 test pattern) over a period of 5 years.

<sup>1</sup> Black print speeds are measured in accordance with ISO/IEC 24734. Actual print times will vary based on system configuration, software, and page complexity. For more information, visit [www.epson.com.sg/printspeed](http://www.epson.com.sg/printspeed).

<sup>2</sup> With 2 black ink cartridges: up to 120,000 pages in black.

<sup>3</sup> For simplex printing only.

<sup>4</sup> Replacement cartridge yields are based on ISO/IEC 24711 tests in Default Mode printing continuously. Cartridge yields vary considerably for reasons including images printed, print settings, temperature and humidity. Yields may be lower when printing infrequently or predominantly with one ink colour. All ink colours are used for printing and printer maintenance, and all colours have to be installed for printing. For print quality, part of the ink from the included cartridges is used for printer setup and a variable amount of ink remains in the cartridges after the "replace cartridge" signal. For more information, visit [www.epson.com.sg/inkinfo](http://www.epson.com.sg/inkinfo).

<sup>5</sup> Finisher Tray 2 for Fax output only.

<sup>6</sup> Default mode in accordance with ISO7779.

<sup>7</sup> Up to 50 sheets for letter, A4 and B5 size. Up to 30 sheets for A3, B4, Legal and 8.5 x 13".

Find out more at [www.epson.com.sg/enterpriseprinting](http://www.epson.com.sg/enterpriseprinting)



epsonsg



EpsonSingapore



EpsonSoutheastAsia



Epson Southeast Asia

**Epson Singapore Pte Ltd** 438B Alexandra Road, Block B Alexandra Technopark, #04-01/04, Singapore 119968. Tel: (65) 6586-5500  
**Epson Customer Care Center** 100G Pasir Panjang Road, #01-09 Interlocal Centre, Singapore 118523. Epson Helpdesk: 800 120 5564. Please refer to [www.epson.com.sg/contact](http://www.epson.com.sg/contact) for opening hours.

## Dimensions & Weight

**WorkForce Enterprise (Main Unit only)**  
**Weight:** 177.1kg / 390.4lb (Excluding Consumables)



**WorkForce Enterprise with Optional Staple Finisher and High Capacity Tray**  
**Weight:** 337.9kg / 744.9lb (Excluding Consumables)



**WorkForce Enterprise with Optional Booklet Finisher and High Capacity Tray**  
**Weight:** 396.5kg / 874.1lb (Excluding Consumables)



**WorkForce Enterprise with Optional Stapler Finisher-P2**  
**Weight:** 249.8kg / 550.7lb (Excluding Consumables)



© 2023 Epson Singapore Pte Ltd. All Rights Reserved. Reproduction in part or in whole, without the written permission from Epson, is strictly prohibited. EPSON is a registered trademark of Seiko Epson Corporation. All other products names and other company names used herein are for identification purposes only and are the trademarks or registered trademarks of their respective owners. Epson disclaims any and all rights in those marks. Print samples shown are simulations only. Specifications and product availability are subject to change without notice and may vary between countries. Please check with local Epson offices for more information.

Dealer's Stamp

Information correct at time of printing  
 Printed February 2023


## A3 MONOCHROME MULTIFUNCTION PRINTER WORKFORCE ENTERPRISE WF-M21000

# EPSON

# UNLOCK THE FUTURE OF BUSINESS PRINTING IN MONOCHROME.



Experience the prowess of the WF-M21000, part of the new WorkForce Enterprise series in monochrome. Increase your business productivity with print speed of up to 100 pages per minute and maximise performance with the new enhanced finishing options. Powered by Epson PrecisionCore Heat-Free Technology, the WorkForce Enterprise series consumes up to 85% less power than laser printers\*, resulting in low running cost. Enjoy greater peace of mind for your business with fewer replacement parts and ultra high yield consumables that reduce impact on the environment.



## IT'S IN THE DETAILS.

### Exceptional Performance

Maximum productivity with consistent high speed printing of up to 100 pages per minute with fast, dry pigment ink - DURABrite Pro Ink.

### Enhanced Finishing


Enjoy greater flexibility with new finishing options capable of booklet printing and hole-punching.

### Heat-Free Technology


Achieve high speed quality printing at lower power consumption with Epson PrecisionCore Heat-Free Technology.

# Switch to Epson Heat-Free Printers to Enjoy Unrivalled Benefits

## EPSON INKJET PRINTER



## LASER PRINTER



### Save time with consistent high speed printing

No heat is required to warm-up, allowing the printer to print immediately. Consistent high speed printing up to 100 pages per minute is possible, even for high coverage documents.



### Less power consumption saves energy and money

With no fuser unit to heat, reduce energy consumption by up to 85%\* compared to laser printers, resulting in cost savings for electricity bills.



### Fewer replacement parts, lower environmental impact

Uses up to 59% fewer replacement parts\*\* than laser printers. No heat damage to the printhead.

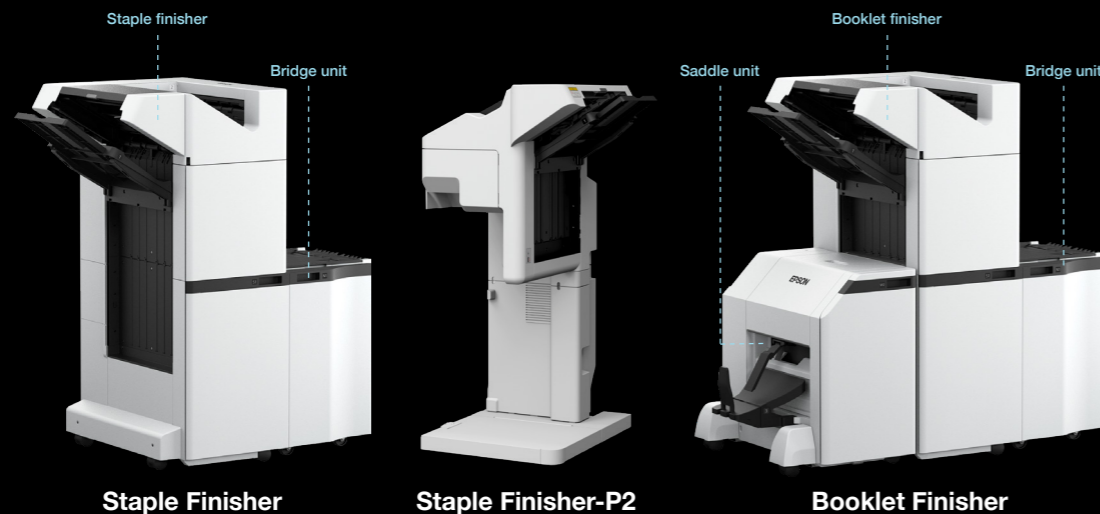




### Less intervention increases productivity

With fewer parts to replace and printheads that last longer, the amount of intervention is decreased, providing improved reliability and reduced downtime.

## Enhanced Finishing Capability

Increase productivity with advanced finishing such as auto-stapling, hole punching and booklet printing.



## SPECIFICATIONS

<b>Model Number</b>	WF-M21000
<b>Printing</b>	PrecisionCore™ Line Head Inkjet Technology
Printing Technology	8.676 nozzles (Black)
Nozzle Configuration	600 x 2,400 dpi
Maximum Resolution	3.5 pl
Minimum Ink Droplet Volume	
Print Speed (Black) <sup>1)</sup>	Approx. 100 ipm / 100 ipm
ISO 24734, A4, Simplex / Duplex	Approx. 54 ipm / 36.3 ipm
ISO 24734.2, A3, Simplex / Duplex	Approx. 5.0 sec / 5.0 sec
First Page Out Time	ESC/P-R, ESC/P-RJ, ESC/Page, ESC/Page-Colour, PostScript3
Printer Language	PCL5 / PCL6 / PostScript3 / PDF(ver1.7)
Printer Control Language Emulations	320GB (Encrypted)
HDD Capacity	Yes
Automatic 2-sided printing	
<b>Copying</b>	
Copy Speed (Black) <sup>1)</sup>	Approx. 100 ipm
ISO 29183, A4, Simplex (Flatbed)	Approx. 100 ipm
ISO 24735, A4, Simplex (ADF 1:1)	Approx. 100 ipm
ISO 24735, A4, Duplex (ADF 1:2 / 2:2)	9,999 copies
Maximum Copies from Standalone	600 x 1,200 dpi
Max Copy Resolution	25 - 400%, Auto Fit Function
Reduction/Enlargement	A3, B4, Legal, Indian-Legal, 8.5x13in, Letter, A4, B5, A5, B6, A6, 16K, 8K, 13x18cm, HV 16:9 Wide, 10x15cm, Envelopes: #10, DL, C4, C6
Copy Paper Size (Flatbed)	A3
Maximum Copy Size	
<b>Scanning</b>	
Scanner Type	Flatbed colour image scanner
Sensor Type	CIS
Optical Resolution	600 x 600 dpi
Maximum Scan Area	297 x 431.8 mm (11.7 x 17")
Scanner Bit Depth	
Colour	48-bit input, 24-bit output
Grayscale	16-bit input, 8-bit output
Black & white	16-bit input, 1-bit output
Scan Features	Scan to Memory Device, Scan to Network Folder/FTP, Scan to Email, Scan to Computer (Document Capture Pro), Scan to Document Capture Pro Server, Scan to Computer (WSD)
Scan Speed (Monochrome and Colour)	200dpi
Flatbed	A4 Landscape: 3.7 sec, A3: 4.7 sec
ADF (Simplex / Duplex)	A4: 60 ppm / 110 ipm
(ISO17991, Scan to Folder)	A3: 30 ppm / -
<b>ADF Function</b>	
Support Paper Thickness	38 - 128 g/m <sup>2</sup>
Paper Capacity	150 pages (80 g/m <sup>2</sup> )
Automatic 2-sided Scan / Copy / Fax	Yes (1-pass)
<b>Fax Function (Optional)</b>	
Type of FAX	Walk-up black-and-white and colour fax capability
Receive Memory / Page Memory	6 MB, Page memory Up to 550 pages (ITU-T No.1 chart)
Error Correction Mode	ITU-T T.30
FAX Speed (Data Transfer Rate)	Up to 33.6kbps, Approx. 3sec/page
FAX Resolution	
Black & White	Standard: 8pels/mm x 3.85lines/mm, Fine: 8pels/mm x 7.7lines/mm, Super Fine: 8pels/mm x 15.4lines/mm, Ultra Fine: 16pels/mm x 15.4lines/mm
Colour	Fine: 200x200dpi, Photo: 8pels/mm x 7.7lines/mm
Transmission Paper Size	
Flatbed	A5 to A3 / Ledger
ADF	A5 to A3 / Ledger
Receiving Paper Size	HLT, A5, B5, A4, LT, LGL, B4, 11 x 17, A3
Speed Dial / Group Dial	Up to 2,000 numbers, 200 groups
Fax Features	PC Fax (Transmission/Receive), Automatic Redial, One Touch Dial, Address Book, Transmit Reservation (50 cases), Broadcast Fax (Mono only), Polling Reception, Fax Preview, Fax to E-mail, Memory Reception, Fax to Folder
<b>Paper Handling</b>	
Paper Feed Method	Friction feed
Number of Paper Trays (Standard)	5 (Paper Cassettes: 4, MP Tray: 1)
Paper Hold Capacity	
Input Capacity	Up to 2,350 sheets (80 g/m <sup>2</sup> ) (Paper Cassettes 1 - 4: 550 x 4 + MP Tray: 150 sheets)
Maximum input capacity	Up to 5,350 sheets (80 g/m <sup>2</sup> ) (Paper Cassettes 1 - 4: 550 x 4 + MP Tray: 150 sheets + High Capacity Feeder Unit: 3,000 sheets)
Output Capacity	700 sheets (Tray 1: 550 sheets, Tray 2: 150 sheets <sup>2)</sup> )
Paper Size	A3+, A3, A4, B5, A5, A6, 5x7", 4x6", Legal, Letter, Envelopes: #10, DL, C6, C4
Maximum Paper Size	A3+, 330 x 1200mm (12.95 x 47.24")
<b>Printer Interface</b>	
USB	USB 3.0
Network	Ethernet, Wi-Fi (802.11 b/g/n), Wi-Fi Direct
Network Protocol	TCP/IPv4, TCP/IPv6
Network Printing Protocol	LPD, IPP, PORT9100, WSD
Network Management protocols	SNMP, HTTP, DHCP, BOOTP, APIPA, PING, DDNS, mDNS, SNT, SLP, WSD, LLTD
Security Features	Access Control Function, LDAP Address Book, IP Address Filtering, Panel Admin Mode, Confidential Job
<b>USB Host Function</b>	
Type of Direct Printing	Memory Devices
USB Host	USB Host (Scan to memory device / Storage function)
Direct Print Paper Size	10x15cm, 13x18cm, HV 16:9 Wide, A3, A4, A5, A6, Legal, Indian-Legal, Letter, B4, B5, B6, 8K, 16K, Envelopes: #10, C4, C6, DL, 8x13in
<b>Cloud and Mobile Solutions</b>	
Epson Connect	Epson iPrint, Epson Email Print, Remote Print Driver, Scan to Cloud
Other Solutions	Apple AirPrint, Mopria Print Service, Microsoft Universal Print
<b>Control Panel</b>	
LCD Screen	9.0 inch / 22.7cm TFT Colour LCD
<b>Printer Software</b>	
Supported Operating System	Windows XP / Vista / 7 / 8 / 8.1 / 10, Windows Server 2003 / 2008 / 2012 / 2016 / 2019, Mac OS X 10.6.8 or later
<b>Electrical Specifications</b>	
Rated Voltage	100-240V Universal
Rated Frequency	50 - 60 Hz
Typical Electricity Consumption (TEC) Value	0.50 kWh
<b>Power Consumption</b>	
Operating	170W
Standby	76W
Sleep	1.7W
Power off	0.1W